


Overview of Read & Write for Google Toolbar

For more information, please see the following video: <https://www.youtube.com/watch?v=4Bp0to8a9Z0>










The Read & Write for Google toolbar will appear when you click on the icon. Please note that this is not always available in all webpages. The icon that appears is a purple puzzle piece with “RW”. It may appear in the omnibar or below it (if you are in Google Docs).










Once there, the bar looks like this:



Please note that some icons may not appear on certain pages or they may be blurred out; this is because the full toolbar is not compatible with that webpage. You should have full access to the toolbar when utilizing it within Google Drive and apps.

For further information on all of these functions, visit the Texthelp Support Document at <https://rwchrome.texthelp.com/drive/Support/Start>.

Function	Icon	Information
Word Prediction		Provides a list of three-to-ten words based on the student’s text input. Recognizes commonly misspelled words as well as homonyms and homophones, among others. Related video: https://www.youtube.com/watch?v=hollJRMcRO0
Hover Speech		When activated, each time a student hovers over a word, it will read the word aloud.
Dictionary		Highlight a word and click on the dictionary icon to see the part of speech and the definition.
Picture Dictionary		Highlight a word and click on the picture dictionary to see the definition of a word in pictorial form.
Text-to-Speech Controls		Highlight text you would like read aloud. Then, click “play” to begin. Pausing it will stop the reading, but allow the student to pick up where s/he left off. Stopping it will require that the student start over. Related video:  Related document: https://drive.google.com/a/dpsk12.net/file/d/0B0P8cqWzd1Q3QXZmbDRWamtNeTA/view?usp=sharing
Screenshot Reader		This powerful OCR tool will allow you to select text on a picture and have it read aloud. This is great for PDFs that have been scanned and then sent to the student. Related video: https://www.youtube.com/watch?v=Anc8n-7Xy9Q Related video: https://www.youtube.com/watch?v=eA_G5skG8Ek
Fact Finder		By highlighting a word or phrase and clicking the fact finder icon, a Google search will be conducted on the student’s behalf, opening in a new window.
Speech-to-Text		By clicking on the S2T icon, the student can begin dictating into the document.

		<p>Related video: https://www.youtube.com/watch?v=0cKYrgtR-gg</p> <p>Related document: https://drive.google.com/a/dpsk12.net/file/d/0B0P8cqWzd1Q3dmZXREpJMkh0QWM/view?usp=sharing</p>
Translator		Highlight a word and click the translate button to reveal a list of translated matches. You can change the default language in settings.
Highlighters		<p>Highlight words, phrases, evidence, quotations, and more in color-coordinated lists.</p> <p>Related video: https://www.youtube.com/watch?v=RL5qiGFVYCY&list=PLvSZbmGbKpCTkk3S93CXtQWNf50f_Ow3D&index=16</p>
Clear Highlighters		Click this button to remove all highlighting from the document.
Collect Highlighters		Selecting this button will collect all of the highlighted material in to separate Google documents, which is great for vocabulary lists or compiling a list of resources.
Vocabulary List		<p>Create a vocabulary list for students related to an assignment.</p> <p>Related video: https://www.youtube.com/watch?v=RL5qiGFVYCY&list=PLvSZbmGbKpCTkk3S93CXtQWNf50f_Ow3D&index=16</p>
Simplify Screen		<p>Simplifying the screen, such as a webpage or a bulky Google Doc, will help streamline reading for students to increase comprehension.</p> <p>Related video: https://www.youtube.com/watch?v=eIQowUZSubo&list=PLvSZbmGbKpCTkk3S93CXtQWNf50f_Ow3D&index=17</p>
Settings		<ul style="list-style-type: none"> - Change the T2S voice, speed, and other setting - Change predicted text result numbers - Change translation language setting
Help		Click this button to search of help related to Read & Write for Google.
Texthelp Website		Visit the Texthelp website, the creators of Read & Write.